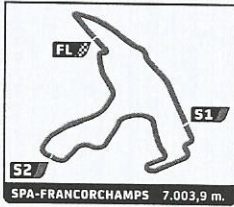


ACNN
SPA EURO RACE
RACE 2 (1 Hour)

Provisional Classification

No Drivers	Team	Car	Cl.	Laps	Total Time	Gap	Kph	Lap	Time	Kph
1 126 J. JANSEN		991 GT3 Cup	RS	19	51:54.874	-	153.7	3	2:35.431	162.2
2 980 A. POELL/L. POELL		991 GT3 Cup	RS	19	52:14.045	+19.171	152.7	16	2:32.695	165.1
3 77 R. SULMA		Coyman GT4	RS	19	53:25.069	+1:30.195	149.3	3	2:39.936	157.7
4 976 C. VERHOOG/P. SILIUS	Snel Motorsport	RS	RS	19	53:46.195	+1:51.321	148.4	3	2:37.121	160.5
5 997 J. ALBERT		991 GT3 Cup	RS	19	53:46.374	+1:51.500	148.3	4	2:40.013	157.6
6 299 H. OOSTEN/P. TEEKENS		Porsche GT3	DTC1	19	54:28.933	+2:34.059	146.4	12	2:41.158	156.5
7 991 J. SCHULZ		996 GT3 Cup	RS	18	52:08.376	1 Lap	144.9	12	2:45.484	152.4
8 996 J. VAN PEPPERZEEL/P. GEERIS		996 GT3 Cup	RS	18	52:40.717	1 Lap	143.5	11	2:43.864	153.9
9 990 D. SCHULZ		997 GT3 Cup	RS	18	53:22.541	1 Lap	141.6	10	2:49.680	148.6
10 305 C. VERKUIJLEN		BMW Compact	DTC2	18	53:38.117	1 Lap	140.9	8	2:47.649	150.4
11 259 W. SANDKUIJL		BMW M3	DTC2	18	53:57.607	1 Lap	140.0	18	2:49.794	148.5
12 982 N. GEELLEN		Boxster S	GT	18	54:22.432	1 Lap	139.0	5	2:53.925	145.0
13 957 N. STEEHOUWER		Coyman	GT	18	54:31.092	1 Lap	138.6	3	2:54.863	144.2
14 926 R. VAN VLIET		Coyman	GT	18	54:35.192	1 Lap	138.4	5	2:55.139	144.0
15 81 B. BLAAK		Zilhouette	ZIL	18	54:41.449	1 Lap	138.2	8	2:52.367	146.3
16 92 M. HERMANS		Zilhouette	ZIL	18	54:46.161	1 Lap	138.0	12	2:52.553	146.1
17 989 H. VAN NOREL	Snel Motorsport	Coyman	GT	18	55:11.648	1 Lap	136.9	7	2:55.727	143.5
18 98 J. HOEKSTRA		Zilhouette	ZIL	17	51:54.887	2 Laps	137.5	14	2:51.380	147.1
19 265 G. BARTELS		BMW Z3	DTC2	17	51:55.617	2 Laps	137.4	14	2:52.284	146.4
20 3 S. DE LANGE		Zilhouette	ZIL	17	52:11.310	2 Laps	136.7	3	2:54.064	144.9
21 69 J. DRENTH		Zilhouette	ZIL	17	52:33.357	2 Laps	135.8	3	2:52.789	145.9
22 919 S. ROEST		944 3.0	GT	17	53:08.286	2 Laps	134.3	7	2:59.291	140.6
23 995 B. GIELEN/R. SMULDERS		944 S2	GT	17	53:18.506	2 Laps	133.9	7	2:59.563	140.4
24 918 M. BRAAKMAN		944 3.0	GT	17	53:27.587	2 Laps	133.5	3	2:59.559	140.4
25 952 A. JONKMAN		Coyman	GT	17	53:39.960	2 Laps	133.0	15	3:01.042	139.3
26 907 S. D'ANJOU		CAYMAN	GT	17	53:54.959	2 Laps	132.4	11	3:00.764	139.5
27 270 B. ARENDSSEN		Seat Leon	DTC1	17	54:05.409	2 Laps	131.9	17	2:58.625	141.2
28 123 F. BROERSEN		BMW M3	DTC2	17	54:15.663	2 Laps	131.5	7	3:00.016	140.1
29 8 P. KROEZE/M. KRUGER		BMW E36	BMW	17	54:23.044	2 Laps	131.2	4	3:00.701	139.5
30 49 S. STIKSMA		BMW E36	BMW	17	54:32.727	2 Laps	130.8	12	3:00.793	139.5
31 44 R. ACKERMANN		BMW E36	BMW	17	54:34.360	2 Laps	130.8	12	3:00.466	139.7
32 914 W. GROENEWOUD		Boxster	BOXSTER	17	54:37.904	2 Laps	130.6	16	3:04.499	136.7
33 29 G. LAND/J. LAND		BMW E36	BMW	17	54:40.808	2 Laps	130.5	7	3:02.002	138.5
34 67 R. TER VELDE/M. TER VELDE		BMW E36	BMW	17	54:47.022	2 Laps	130.3	16	3:03.741	137.2
35 40 G. LEKKERKERKER/T. VAN OTTERLOO		BMW E36	BMW	17	54:48.035	2 Laps	130.2	17	3:01.734	138.7
36 74 P. CASPERS/E. MIK		BMW E36	BMW	16	52:14.948	3 Laps	128.5	12	3:03.593	137.3
37 39 T. VAN BAAST/J. VISSER		BMW E36	BMW-R	16	52:16.758	3 Laps	128.5	8	3:04.922	136.4
38 983 R. VAESEN		Boxster	BOXSTER	16	52:21.824	3 Laps	128.3	16	3:07.377	134.6
39 908 R. NOOIJ		944 Cup	944	16	52:24.723	3 Laps	128.1	15	3:07.697	134.3
40 128 J. HARPER		BMW M3	DTC2	16	52:50.456	3 Laps	127.1	11	3:01.607	138.8
41 18 N. HERMANS		BMW E36	BMW-R	16	53:04.703	3 Laps	126.5	13	3:06.197	135.4
42 23 H. VAN NORDEN/R. VAN HIERDEN		BMW E36	BMW	16	53:04.724	3 Laps	126.5	15	3:03.976	137.1
43 9 D. EMAAR/D. EMAAR JR		BMW E36	BMW-R	16	53:06.825	3 Laps	126.5	8	3:07.115	134.8
44 900 M. OOSTRUM		944	944	16	53:21.711	3 Laps	125.9	16	3:11.419	131.7
45 328 M. DE WIT		Vege Series	DTC2	16	53:24.141	3 Laps	125.8	9	3:08.054	134.1
46 31 M. VAN OLST/R. VAN DER SCHEER		BMW E36	BMW-R	16	53:25.489	3 Laps	125.7	7	3:04.150	136.9
47 902 E. KLOOSTER		944	944	16	53:42.368	3 Laps	125.1	4	3:12.062	131.3
48 944 P. VAN DER TOORN VRIJTHOFF		944	944	16	53:45.759	3 Laps	124.9	8	3:11.945	131.4
49 145 A. NEUMANN		BMW 120D	DTC2	16	53:53.204	3 Laps	124.6	16	3:11.059	132.0
50 48 G. KALKHUIS		BMW E36	BMW-R	16	54:01.750	3 Laps	124.3	16	3:10.525	132.3
51 986 J. OFFRINGA		Boxster	BOXSTER	16	54:38.739	3 Laps	122.9	14	3:12.368	131.1
52 94 C. BROEREN		Zilhouette	ZIL	15	45:55.199	4 Laps	137.1	6	2:51.482	147.0
53 61 B. WEERING		Zilhouette	ZIL	15	46:23.651	4 Laps	135.7	3	2:53.146	145.6
54 96 M. VAN DER LYKE		Zilhouette	ZIL	15	47:13.020	4 Laps	133.3	13	2:55.475	143.7
55 43 A. BAKKER		BMW E36	BMW	15	51:58.059	4 Laps	121.2	14	3:03.556	137.4
56 904 S. BAKKER		944	944	15	53:36.470	4 Laps	117.4	11	3:23.186	124.1
Not classified										
911 H. VAN SPRONSEN		996 GT3 Cup	RS	13	39:21.230			6	2:49.971	148.3
106 J. ARENDSSEN		BMW GTR	DTC1	12	36:17.644			11	2:38.284	159.3
12 M. VAN DIJK/J. ZWIEP		BMW E36	BMW	12	40:49.328			4	3:07.049	134.8
113 M. BROERSEN		BMW M3	DTC2	11	35:02.947			7	3:02.812	137.9
987 J. HULSEBOS		Coyman	GT	10	29:34.750			6	2:54.715	144.3
975 P. VD BERG		968	944	9	32:19.321			6	3:14.358	129.7
961 E. VAN WIJNGAARDEN	Snel Motorsport	991 GT3 Cup	RS	7	19:17.327			4	2:42.053	155.6

1215



ACNN
SPA EURO RACE
RACE 2 (1 Hour)

Provisional Classification

No Drivers	Team	Car	Cl.	Laps	Total Time	Gap	Kph	Best Lap	
								Lap	Time
47 M. SCHUTTE		BMW E36	BMW-R	7	30:25.241			6	3:07.967 134.1
909 H. HOFFNER		997 GT3 Cup	RS	5	14:47.311			3	2:34.261 163.5
227 J. VAN DEN OUTENAAR		BMW M3	DTC2	5	15:27.523			3	2:53.381 145.4
10 M. WIERINGA		Zilhouette	ZIL	4	12:19.113			3	2:51.780 146.8
963 P. TER BURG		968	GT	3	9:23.222			2	2:58.443 141.3
38 A. WIEGERS/D. MEENDERING		BMW E36	BMW	3	9:49.759			2	3:02.521 138.1
21 H. JENSMA		BMW E36	BMW-R	2	7:10.704			2	3:12.396 131.1
176 S. JANSEN		BMW GTR	DTC1	2	7:40.044				
992 R. SLUITER		Cayman	GT						
Not Started									
910 A. PAASSEN		911 RSR	RS						
115 F. DULLAART		Porsche GT3	DTC1						

Pole Position:	Jos JANSEN		
Fastest Lap:	Lap 16 Anton POELL	2:32.695	165.1 Kph

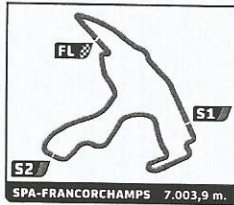
#18 - 10 SECONDS PENALTY TRACK LIMITS
 #81 (2 SECONDS), #96 (2 SECONDS), #145 (20 SECONDS), #902 (10 SECONDS), #904 (10 SECONDS), #952 (2 SECONDS), #957 (10 SECONDS), #975 (10 SECONDS) AND #995 (4 SECONDS) - TIME PENALTY PIT WINDOW INFRINGEMENT

Published at:

Track Status: **DRY**

Race Director

Timekeeper:

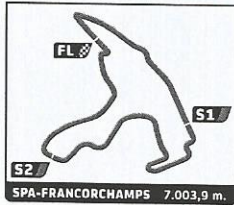


ACNN
SPA EURO RACE
RACE 2 (1 Hour)

Provisional Classification by Class

No Drivers	Team	Car	Laps	Total Time	Gap	Kph	Best Lap		
							Lap	Time	Kph
944									
1	8 P. NOOIJ	944 Cup	16	52:24.723		128.1	15	3:07.697	134.3
2	900 M. OOSTRUM	944	16	53:21.711	+56.988	125.9	16	3:11.419	131.7
3	902 E. KLOOSTER	944	16	53:42.368	+1:17.645	125.1	4	3:12.062	131.3
4	944 P. VAN DER TOORN VRIJTHOFF	944	16	53:45.759	+1:21.036	124.9	8	3:11.945	131.4
5	904 S. BAKKER	944	15	53:36.470	1 Lap	117.4	11	3:23.186	124.1
Not classified									
975	P. VD BERG	968	9	32:19.321			6	3:14.358	129.7
BMW									
1	8 P. KROEZE / M. KRUGER	BMW E36	17	54:23.044		131.2	4	3:00.701	139.5
2	49 S. STIKSMA	BMW E36	17	54:32.727	+9.683	130.8	12	3:00.793	139.5
3	44 R. ACKERMANN	BMW E36	17	54:34.360	+11.316	130.8	12	3:00.466	139.7
4	29 G. LAND / J. LAND	BMW E36	17	54:40.808	+17.764	130.5	7	3:02.002	138.5
5	67 R. TER VELDE / M. TER VELDE	BMW E36	17	54:47.022	+23.978	130.3	16	3:03.741	137.2
6	40 G. LEKKERKERKER / T. VAN OTTERLOO	BMW E36	17	54:48.035	+24.991	130.2	17	3:01.734	138.7
7	74 P. CASPERS / E. MIK	BMW E36	16	52:14.948	1 Lap	128.5	12	3:03.593	137.3
8	23 H. VAN NORDEN / R. VAN HIERDEN	BMW E36	16	53:04.724	1 Lap	126.5	15	3:03.976	137.1
9	43 A. BAKKER	BMW E36	15	51:58.059	2 Laps	121.2	14	3:03.556	137.4
Not classified									
12	M. VAN DIJK / J. ZWIEP	BMW E36	12	40:49.328			4	3:07.049	134.8
38	A. WIEGERS / D. MEENDERING	BMW E36	3	9:49.759			2	3:02.521	138.1
BMW-R									
1	39 T. VAN BAAST / J. VISSER	BMW E36	16	52:16.758		128.5	8	3:04.922	136.4
2	18 N. HERMANS	BMW E36	16	53:04.703	+47.945	126.5	13	3:06.197	135.4
3	9 D. EMAAR / D. EMAAR JR	BMW E36	16	53:06.825	+50.067	126.5	8	3:07.115	134.8
4	31 M. VAN OLST / R. VAN DER SCHEER	BMW E36	16	53:25.489	+1:08.731	125.7	7	3:04.150	136.9
5	48 G. KALKHUIS	BMW E36	16	54:01.750	+1:44.992	124.3	16	3:10.525	132.3
Not classified									
47	M. SCHUTTE	BMW E36	7	30:25.241			6	3:07.967	134.1
21	H. JENSMA	BMW E36	2	7:10.704			2	3:12.396	131.1
BOXSTER									
1	914 W. GROENEWOUD	Boxster	17	54:37.904		130.6	16	3:04.499	136.7
2	983 R. VAESEN	Boxster	16	52:21.824	1 Lap	128.3	16	3:07.377	134.6
3	986 J. OFFRINGA	Boxster	16	54:38.739	1 Lap	122.9	14	3:12.368	131.1
DTC1									
1	299 H. OOSTEN / P. TEEKENS	Porsche GT3	19	54:28.933		146.4	12	2:41.158	156.5
2	270 B. ARENDSSEN	Seat Leon	17	54:05.409	2 Laps	131.9	17	2:58.625	141.2
Not classified									
106	J. ARENDSSEN	BMW GTR	12	36:17.644			11	2:38.284	159.3
176	S. JANSEN	BMW GTR	2	7:40.044					
Not Started									
115	F. DULLAART	Porsche GT3							
DTC2									
1	305 C. VERKUIJLEN	BMW Compact	18	53:38.117		140.9	8	2:47.649	150.4
2	259 W. SANDKUIJL	BMW M3	18	53:57.607	+19.490	140.0	18	2:49.794	148.5
3	265 G. BARTELS	BMW Z3	17	51:55.617	1 Lap	137.4	14	2:52.284	146.4
4	123 F. BROERSEN	BMW M3	17	54:15.663	1 Lap	131.5	7	3:00.016	140.1
5	128 J. HARPER	BMW M3	16	52:50.456	2 Laps	127.1	11	3:01.607	138.8
6	328 M. DE WIT	Vege Series	16	53:24.141	2 Laps	125.8	9	3:08.054	134.1
7	145 A. NEUMANN	BMW 120D	16	53:53.204	2 Laps	124.6	16	3:11.059	132.0
Not classified									
113	M. BROERSEN	BMW M3	11	35:02.947			7	3:02.812	137.9
227	J. VAN DEN OUTENAAR	BMW M3	5	15:27.523			3	2:53.381	145.4
GT									

1215
[Handwritten initials]



ACNN
SPA EURO RACE
RACE 2 (1 Hour)



Provisional Classification by Class

No Drivers	Team	Car	Laps	Total Time	Gap	Kph	Best Lap			
							Lap	Time	Kph	
1 982 N. GELEN		Boxster S	18	54:22.432		139.0	5	2:53.925	145.0	
2 957 N. STEEHOUEW		Cayman	18	54:31.092	+8.660	138.6	3	2:54.863	144.2	
3 926 R. VAN VLIET		Cayman	18	54:35.192	+12.760	138.4	5	2:55.139	144.0	
4 989 H. VAN NOREL	Snel Motorsport	Cayman	18	55:11.648	+49.216	136.9	7	2:55.727	143.5	
5 919 S. ROEST		944 3.0	17	53:08.286	1 Lap	134.3	7	2:59.291	140.6	
6 995 B. GIELEN / R. SMULDERS		944 S2	17	53:18.506	1 Lap	133.9	7	2:59.563	140.4	
7 918 M. BRAAKMAN		944 3.0	17	53:27.587	1 Lap	133.5	3	2:59.559	140.4	
8 952 A. JONKMAN		Cayman	17	53:39.960	1 Lap	133.0	15	3:01.042	139.3	
9 907 S. D'ANJOU		CAYMAN	17	53:54.959	1 Lap	132.4	11	3:00.764	139.5	
Not classified										
987 J. HULSEBOS			Cayman	10	29:34.750			6	2:54.715	144.3
963 P. TER BURG		968	3	9:23.222			2	2:58.443	141.3	
992 R. SLUITER		Cayman								
RS										
1 126 J. JANSEN		991 GT3 Cup	19	51:54.874		153.7	3	2:35.431	162.2	
2 980 A. POELL / L. POELL		991 GT3 Cup	19	52:14.045	+19.171	152.7	16	2:32.695	165.1	
3 77 R. SULMA		Cayman GT4	19	53:25.069	+1:30.195	149.3	3	2:39.936	157.7	
4 976 C. VERHOOG / P. SILIUS	Snel Motorsport	RS	19	53:46.195	+1:51.321	148.4	3	2:37.121	160.5	
5 997 J. ALBERT		991 GT3 Cup	19	53:46.374	+1:51.500	148.3	4	2:40.013	157.6	
6 991 J. SCHULZ		996 GT3 Cup	18	52:08.376	1 Lap	144.9	12	2:45.484	152.4	
7 996 J. VAN PEPPERZEEL / P. GEERIS		996 GT3 Cup	18	52:40.717	1 Lap	143.5	11	2:43.864	153.9	
8 990 D. SCHULZ		997 GT3 Cup	18	53:22.541	1 Lap	141.6	10	2:49.680	148.6	
Not classified										
911 H. VAN SPRONSEN			996 GT3 Cup	13	39:21.230			6	2:49.971	148.3
961 E. VAN WIJNGAARDEN		Snel Motorsport	991 GT3 Cup	7	19:17.327			4	2:42.053	155.6
909 H. HOEFFNER	997 GT3 Cup		5	14:47.311			3	2:34.261	163.5	
Not Started										
910 A. PAASSEN		911 RSR								
ZIL										
1 81 B. BLAAK		Zilhouette	18	54:41.449		138.2	8	2:52.367	146.3	
2 92 M. HERMANS		Zilhouette	18	54:46.161	+4.712	138.0	12	2:52.553	146.1	
3 98 J. HOEKSTRA		Zilhouette	17	51:54.887	1 Lap	137.5	14	2:51.380	147.1	
4 3 S. DE LANGE		Zilhouette	17	52:11.310	1 Lap	136.7	3	2:54.064	144.9	
5 69 J. DRENTH		Zilhouette	17	52:33.357	1 Lap	135.8	3	2:52.789	145.9	
6 94 C. BROEREN		Zilhouette	15	45:55.199	3 Laps	137.1	6	2:51.482	147.0	
7 61 B. WEERING		Zilhouette	15	46:23.651	3 Laps	135.7	3	2:53.146	145.6	
8 96 M. VAN DER LYKE		Zilhouette	15	47:13.020	3 Laps	133.3	13	2:55.475	143.7	
Not classified										
10 M. WIERINGA		Zilhouette	4	12:19.113			3	2:51.780	146.8	

#18 - 10 SECONDS PENALTY TRACK LIMITS
 #81 (2 SECONDS), #96 (2 SECONDS), #145 (20 SECONDS), #902 (10 SECONDS), #904 (10 SECONDS), #952 (2 SECONDS), #957 (10 SECONDS), #975 (10 SECONDS) AND #995 (4 SECONDS) - TIME PENALTY PIT WINDOW INFRINGEMENT

Published at:

Track Status: **DRY**

<p>Race Director</p> 	<p>Timekeeper:</p>  <p style="text-align: center; font-size: 2em;">12:15</p>
--	--